

Guide to measuring for medical compression stockings

Exact measurement guarantees an optimal anatomical fit of the compression stocking.

Note:

The legs must be free from edema. Take measurements on sitting or standing persons.



Place the measuring board on a stable surface, place the tape measure, ballpoint pen and size order card in readiness; have the patient place her leg on the measuring board.



Foot length without tip: from the metatarsophalangeal joint to the end of the heel. **Foot length with tip:** from the tips to the toes to the end of the heel.



Take circumferential measurement **A** at the metatarsophalangeal joint.



Take circumferential measurement **H** around the instep and heel at maximal dorsiflexion.



Measure circumference **B** and length **a-B** above the ankle at the narrowest point of the calf.



Measure circumference **B1** and length **a-B1** at the Achilles tendon / calf transition.



Measure circumference **C** and length **a-C** at the greatest calf circumference.



Measure circumference **D** and length **a-D** at the fibular head (two finger widths below the kneecap).



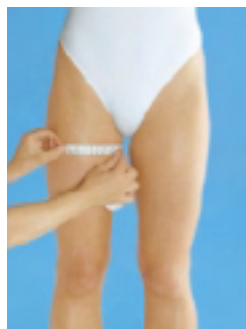
Measure length **a-E** to the middle of the kneecap with the leg extended.



Circumference **E** is the knee circumference; measure at the middle of the patella, with the leg slightly angled.




Measure circumference **F** and length **a-F** at the middle of the thigh.



Measure circumference **G** and length **a-G** at the greatest thigh circumference with the patient standing.

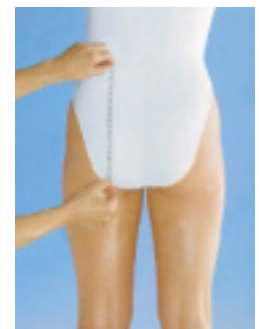
For compression panty hose, also take the following measurements:



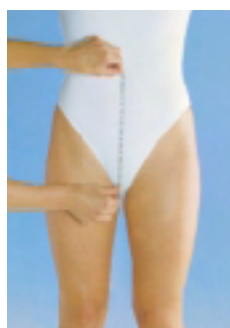
Take the **crotch** measurement.




Measure length **a-M** on the outside as far as the waist, reading off directly from the measuring board. The customer determines the waist height herself with her hand.




Measure the length of the abdominal binder at the back from the waist over the buttocks as far as the gluteal fold.



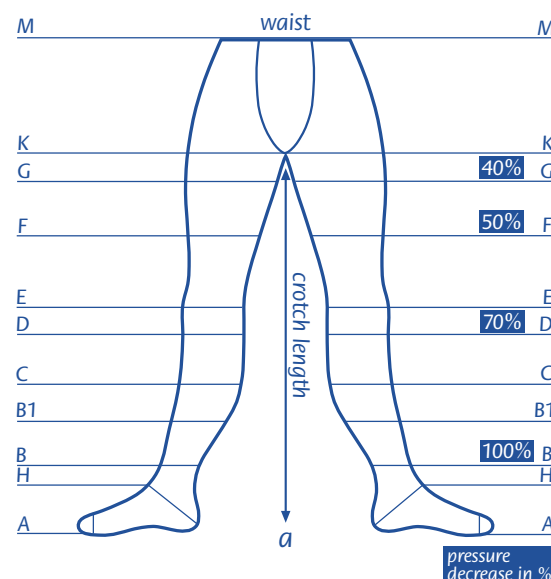
Measure the length of the abdominal binder at the front from the waist to the crotch.



Measure circumference **K** at the level of the greatest circumference around the hips.



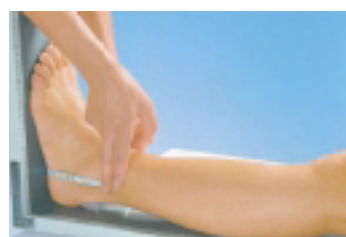
Measure circumference **M** at the waist.



PROFILE STOCKINGS



Measurement point **P1**: measure from the medial malleolus over the Achilles tendon to the lateral malleolus.



Measurement point **P2**: measure from the medial malleolus over the sole of the foot to the lateral malleolus.



Comfort, Health and Style!